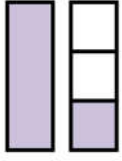


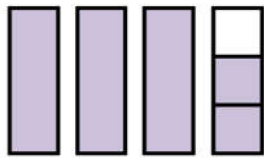
1. Şekillerin ifade ettiği kesirleri ve okunuşlarını iki şekilde de yazalım.



Kesir : $\frac{5}{6}$

1. Okunuşu:.....


2. Okunuşu:.....



Kesir : $\frac{10}{9}$

1. Okunuşu:.....


2. Okunuşu:.....



Kesir : $\frac{8}{6}$

1. Okunuşu:.....

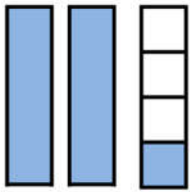
2. Okunuşu:.....



Kesir : $\frac{7}{6}$

1. Okunuşu:.....

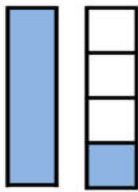
2. Okunuşu:.....



Kesir : $\frac{9}{7}$

1. Okunuşu:.....

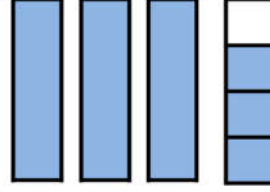
2. Okunuşu:.....



Kesir : $\frac{5}{4}$

1. Okunuşu:.....

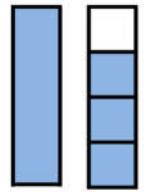
2. Okunuşu:.....



Kesir : $\frac{13}{4}$

1. Okunuşu:.....

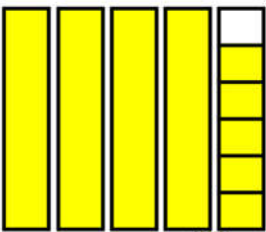
2. Okunuşu:.....



Kesir : $\frac{5}{3}$

1. Okunuşu:.....

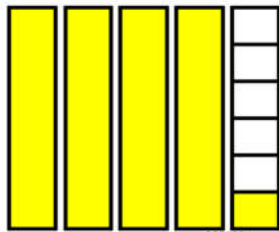
2. Okunuşu:.....



Kesir : $\frac{24}{5}$

1. Okunuşu:.....

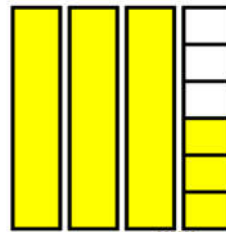
2. Okunuşu:.....



Kesir : $\frac{21}{5}$

1. Okunuşu:.....

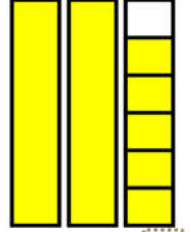
2. Okunuşu:.....



Kesir : $\frac{18}{5}$

1. Okunuşu:.....

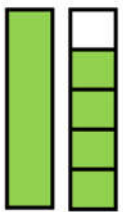
2. Okunuşu:.....



Kesir : $\frac{14}{5}$

1. Okunuşu:.....

2. Okunuşu:.....



Kesir : $\frac{7}{4}$

1. Okunuşu:.....

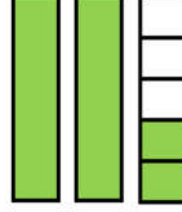
2. Okunuşu:.....



Kesir : $\frac{15}{4}$

1. Okunuşu:.....


2. Okunuşu:.....



Kesir : $\frac{9}{4}$

1. Okunuşu:.....

2. Okunuşu:.....



Kesir : $\frac{5}{4}$

1. Okunuşu:.....

2. Okunuşu:.....

2. Aşağıdaki kesirleri karelerden yararlanarak çizerek şekil üzerinde gösterelim.

$3\frac{3}{5}$

$1\frac{1}{2}$

$3\frac{1}{2}$

$3\frac{1}{3}$

$2\frac{2}{3}$

$2\frac{2}{4}$

$1\frac{1}{4}$

$4\frac{3}{4}$

$1\frac{3}{6}$

$3\frac{1}{6}$

$2\frac{5}{6}$

$4\frac{4}{6}$

$2\frac{4}{5}$

$3\frac{1}{5}$

$5\frac{2}{5}$

$3\frac{3}{5}$